

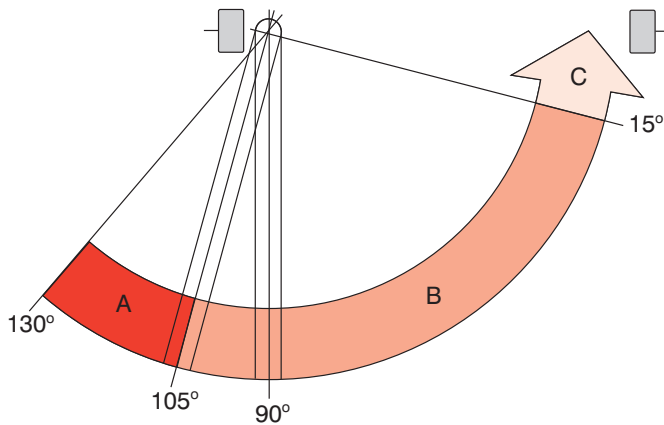
DOOR WIDTH	CLOSER SIZE	CLOSING FORCE in Nm (kpm)	NO HOLD	HOLD OPEN 90°	HOLD OPEN 105°
			PRODUCT CODE		
Up to 750mm	1	20 (2.0)	8801-00*	8801-90*	8801-105
751 to 950mm	2	27 (2.7)	8802-00*	8802-90*	8802-105
951 to 1150mm	3	33 (3.3)	8803-00*	8803-90*	8803-105
SHIPPING WEIGHT 4:46KG					

SELECT SIZE SMALLER FOR INTERNAL DOORS.  
SELECT SIZE LARGER FOR DOORS IN SEVERE CONDITIONS.  
\*5mm, 10mm and 15mm SPINDLE EXTENSION  
OPTIONS AVAILABLE.

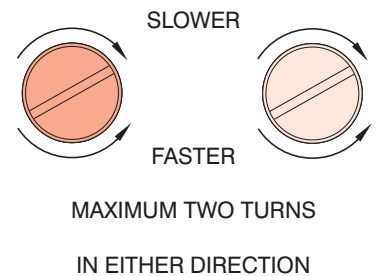
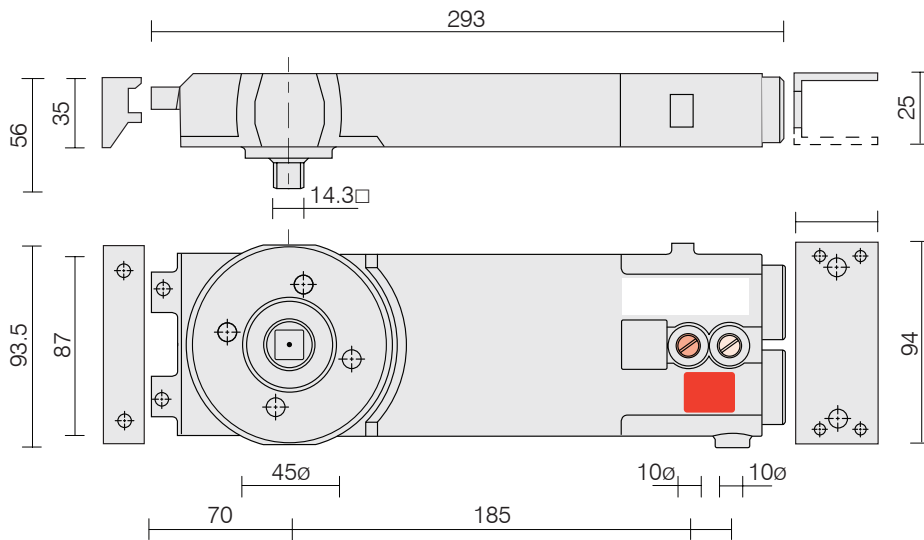
APPLICATIONS  
Double or single action.  
Centre hung offset pivot with special arm.  
Side load and end fittings.  
70mm pivot point.

**CLOSING ADJUSTMENT**

**MAXIMUM DOOR LEAF 100Kgs**



A	BACKCHECK
B	CLOSING RANGE
C	LATCHING RANGE



**GUARANTEE**

AXIM TRANSOM CLOSERS AND ACCESSORIES ARE GUARANTEED FOR 30 MONTHS FROM THE DATE OF MANUFACTURE AGAINST DEFECT IN MATERIAL AND WORKMANSHIP. THIS GUARANTEE IS VOID IF THE PRODUCT HAS BEEN INCORRECTLY INSTALLED OR DAMAGED IN USE. CLAIMS FOR DAMAGE INCURRED OR WORK DONE THEREON WILL NOT BE ACCEPTED.

AXIM RESERVE THE RIGHT TO UPDATE ITS PRODUCT INFORMATION WITHOUT PRIOR NOTICE



**THE PARKSIDE GROUP LTD**

THE WILLOW CENTRE  
17 WILLOW LANE, MITCHAM, SURREY, CR4 4NX  
Tel: 020-8685 9685 Fax: 020-8646 5096  
Email: axim@parksidegroup.co.uk  
Web Site: http://www.axim.co.uk

SCALE	NTS @A4
DATE	MARCH 2014
For scaled technical or CAD drawings, please contact AXIM.	