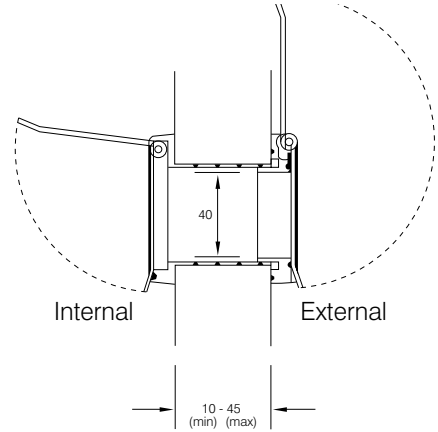

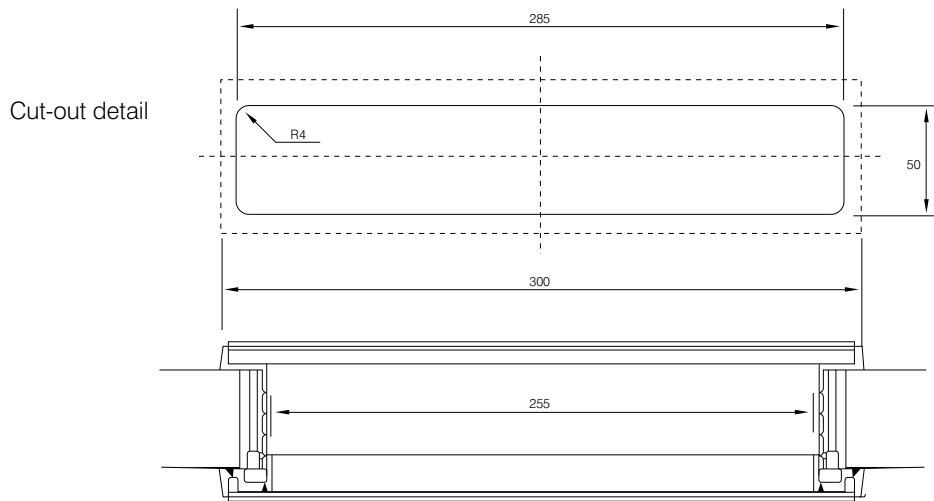


LP-500 LETTER PLATE

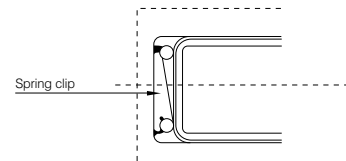
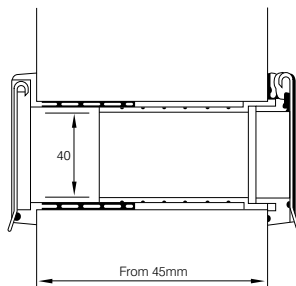
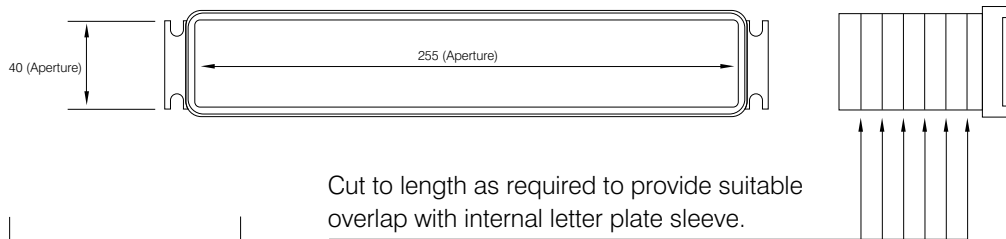


- | | |
|---|-----------|
| Letter plate assembly mill finish | LP-500-ML |
| Letter plate assembly S.A.A finish | LP-500-AL |
| Letter plate assembly Bronze 547 finish | LP-500-DU |
| Letter plate assembly Black Anodised finish | LP-500-BK |
| Letter plate assembly White P.C.C finish | LP-500-WT |
| Letter flap set stainless steel anodised | LP-500-SS |



EX-570 LETTER PLATE EXTENSION SLEEVE

Letter plate extension sleeve EX-570 supplied with 2 No. Spring Clips and 120mm Fixing Screws.



THE PARKSIDE GROUP LTD

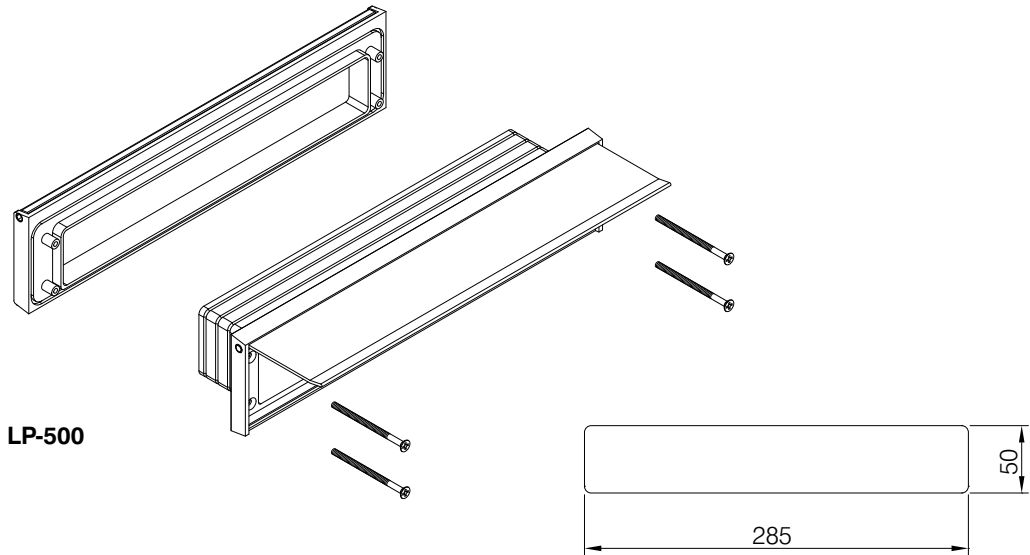
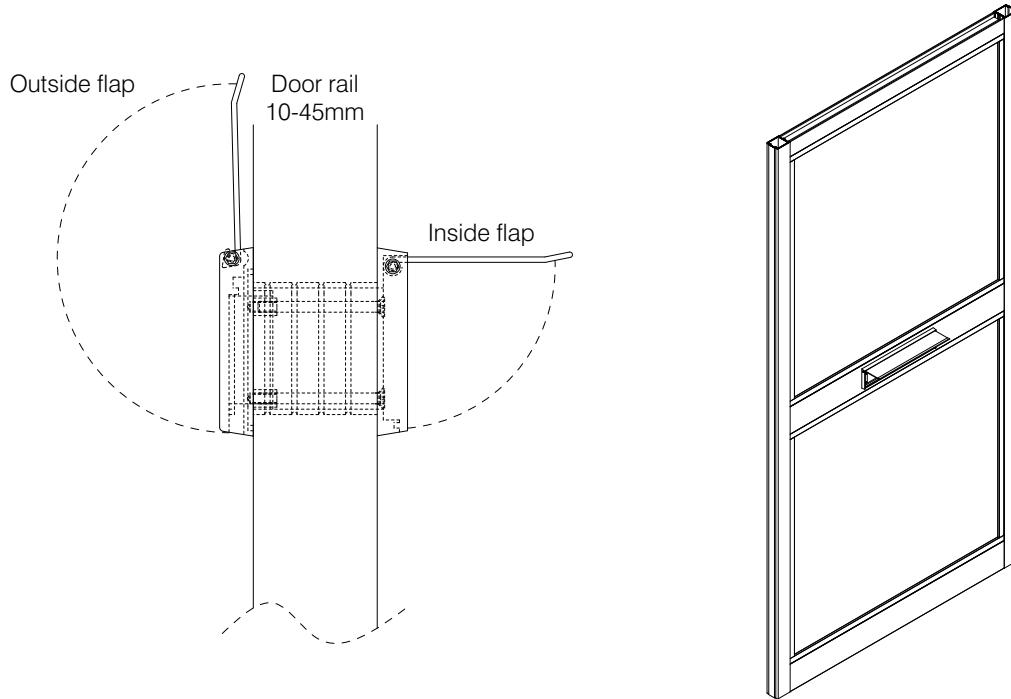
UNIT 5, THE WILLOW CENTRE
17 WILLOW LANE, MITCHAM, SURREY, CR4 4NX
Tel: 020-8685 9685 Fax: 020-8646 5096
Email: axim@parksidegrp.co.uk
Web Site: <http://www.axim.co.uk>

SCALE NTS @A4

DATE MARCH 2014

For scaled technical or CAD drawings,
please contact AXIM.

TITLE	LETTER PLATES LP-500 SERIES	SHEET No. 8:2
SUB TITLE	PREPARATION DETAILS	



Rail preparation:
285 x 50mm cut out
No fixing holes necessary

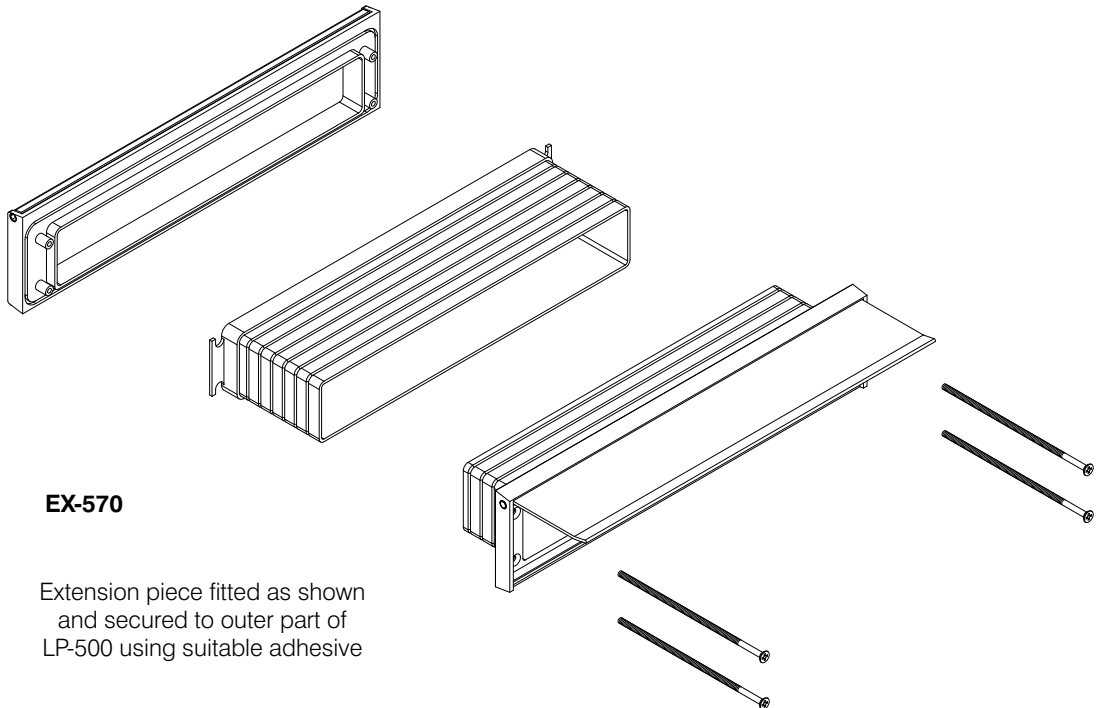
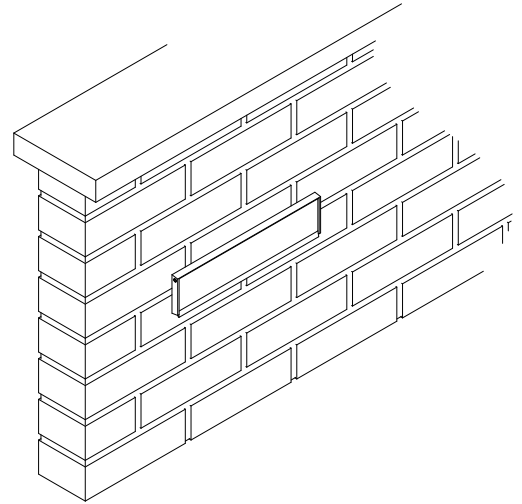
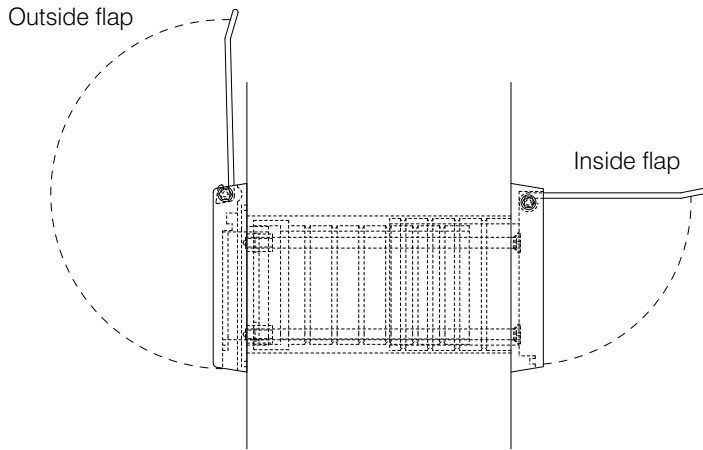


THE PARKSIDE GROUP LTD

UNIT 5, THE WILLOW CENTRE
17 WILLOW LANE, MITCHAM, SURREY, CR4 4NX
Tel: 020-8685 9685 Fax: 020-8646 5096
Email: axim@parksidegrp.co.uk
Web Site: <http://www.axim.co.uk>

SCALE	NTS @A4
DATE	MARCH 2014
For scaled technical or CAD drawings, please contact AXIM.	

Door rail/wall up to 120mm
(For deeper applications consult
Comar Technical department)



THE PARKSIDE GROUP LTD

UNIT 5, THE WILLOW CENTRE
17 WILLOW LANE, MITCHAM, SURREY, CR4 4NX
Tel: 020-8685 9685 Fax: 020-8646 5096
Email: axim@parksidegrp.co.uk
Web Site: <http://www.axim.co.uk>

SCALE	NTS @A4
DATE	MARCH 2014
For scaled technical or CAD drawings, please contact AXIM.	