

The Axim Electric Strike range is an access control device used for remote access control for doors fitted with the Axim LK-2100 deadlatch product.

The Electric Strike replaces the standard fixed strikeplate of the deadlatch.

The ES-2100 is supplied with a flat faceplate for installation into a frame of a single leaf door or the inactive leaf of a pair of doors.

Supplied as Fail Safe or Fail Secure

Note: A fail-safe electric strike can be converted to a fail-secure electric strike (And Vice Versa) without any additional components or specialised tools.

Key Points

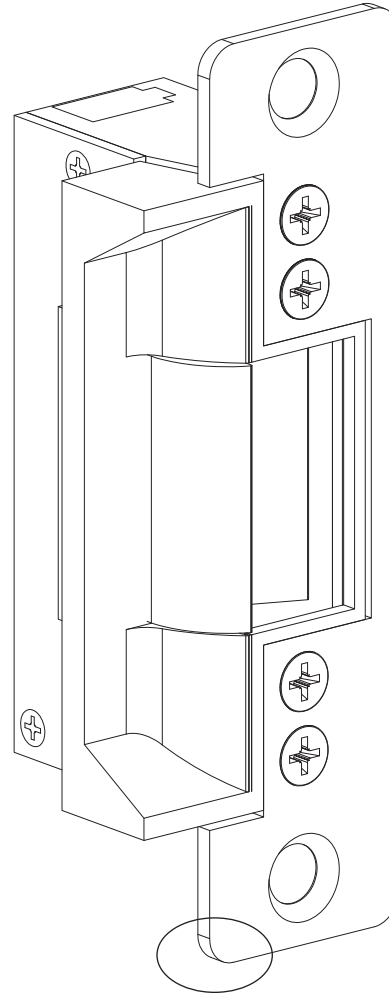
Suitable for use on Aluminium Doors
Tested to 500,000 Cycles

Powered by Internal Solenoid

The compact mechanism fits into an Non Handed aluminium jamb section as shallow as 44.45mm.

Electrical actuation unlocks the strike jaw, therefore releasing the latchbolt without having to operate the latch

Axim Products are guaranteed for 30 months against defects in material and / or manually workmanship. This guarantee is Void if the product has been incorrectly specified or installed, or has been damaged due to incorrect use.



Rounded corners to assist installation

Related Hardware

LK2100 - E
Reversible
Euro Profile Deadlatch

ES2100 - R
Electric Strike



The Parkside Group Ltd

The Willow Centre
17 Willow Lane, Mitcham, Surrey, CR4 4NX
Tel: 020-8685 9685 Fax: 020-8646 5096
Email: axim@parksidegroup.co.uk
Web Site: www.axim.co.uk

SCALE	NTS @A4
DATE	AUGUST 2016

For scaled technical or CAD drawings, please contact AXIM.

Current Draw:

12vDC = 260mA
24vDC = 150mA . 24VAC: 260mA

Voltage Tolerance:

DC Intermittent and Continuous units are silent
AC intermittent units make a "Buzz" sound on operation.

Application

Fail - Safe or Fail Secure
Note: DC Power supply required for Fail Safe Operation.

Maximum Holding Force

500kgs

Case Detail:

85.6mm x 28.6mm x 41.6mm
Zinc Aluminium Alloy Material

Faceplate:

123.7mm x 31.8mm - Flat Design, Aluminium material,
Finish: Brushed / Satin Anodised Aluminium.

Mechanism Design:

Stainless Steel Internal Blocking Mechanism.

Strike Aperture Detail:

36.5mm (Length) x 15.9mm (Width) x 12.7mm (Depth)
Stainless Steel retaining jaw.

Suitable Door Gap:

Min. 3mm (1/8") Operational 3-5mm

Testing:

Cycle tested to exceed 500,000 cycles
ANSI / BHMA 156.5 Grade 1
UL Listed for burglary resistance
CE Marked - Electrical

Sub Cover - (Extension Lip)

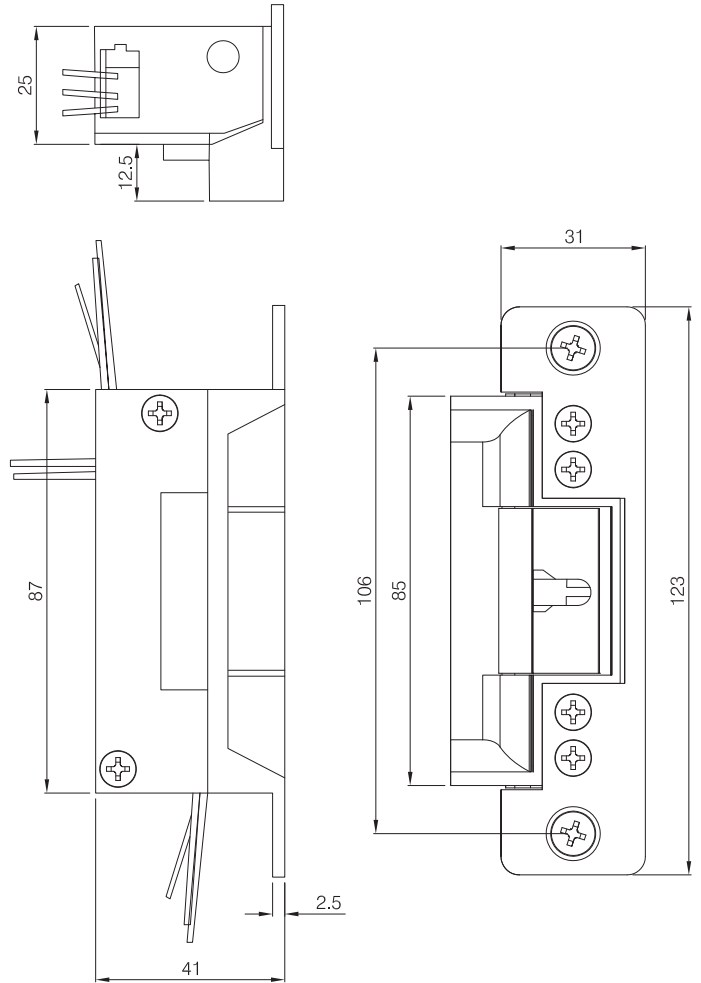
Standard Product Supplied to suit a 44.45mm door thickness,
that closes flush with frame. For Extended "Bolt on" extension
Lips see left hand table:

PART NO.	A (mm)	B (mm)
ES-2100-381	38.1	11.3
ES-2100-414	41.4	14.6
ES-2100-445	44.5	17.7
ES-2100-478	47.8	21
ES-2100-508	50.8	24
ES-2100-541	54.1	27.3
ES-2100-572	57.2	30.4
ES-2100-605	60.5	33.7
ES-2100-635	63.5	36.7
ES-2100-668	66.8	40
ES-2100-699	69.9	43.1
ES-2100-732	73.2	46.4
ES-2100-762	76.2	49.4

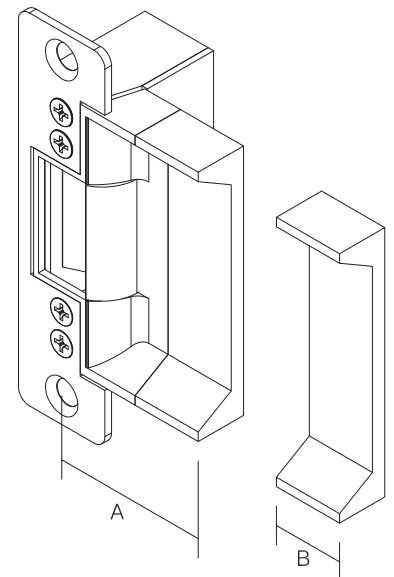
Ordering Info

ES-2100-12VFSAF	Electric Strike 12VDC Fail Safe
ES-2100-12VFSEC	Electric Strike 12VDC Fail Secure
ES-2100-24VFSAF	Electric Strike 24VDC Fail Safe
ES-2100-24VFSEC	Electric Strike 24VDC Fail Secure

Dimensioned Elevations



**Sub Cover - (Extension Lip)
Detail**



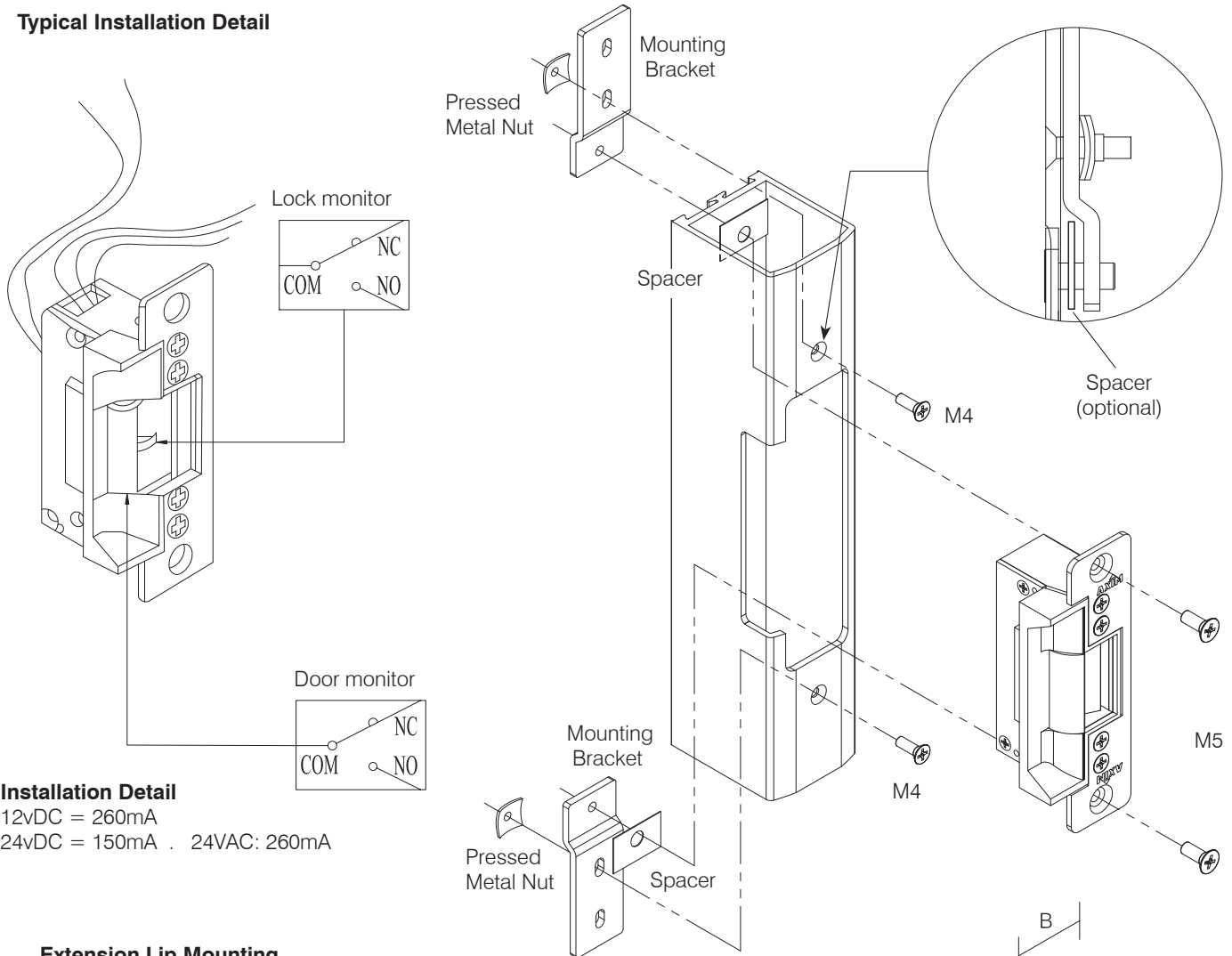
The Parkside Group Ltd

The Willow Centre
17 Willow Lane, Mitcham, Surrey, CR4 4NX
Tel: 020-8685 9685 Fax: 020-8646 5096
Email: axim@parksidegroup.co.uk
Web Site: www.axim.co.uk

SCALE	NTS @A4
DATE	MARCH 2018

For scaled technical or CAD drawings,
please contact AXIM.

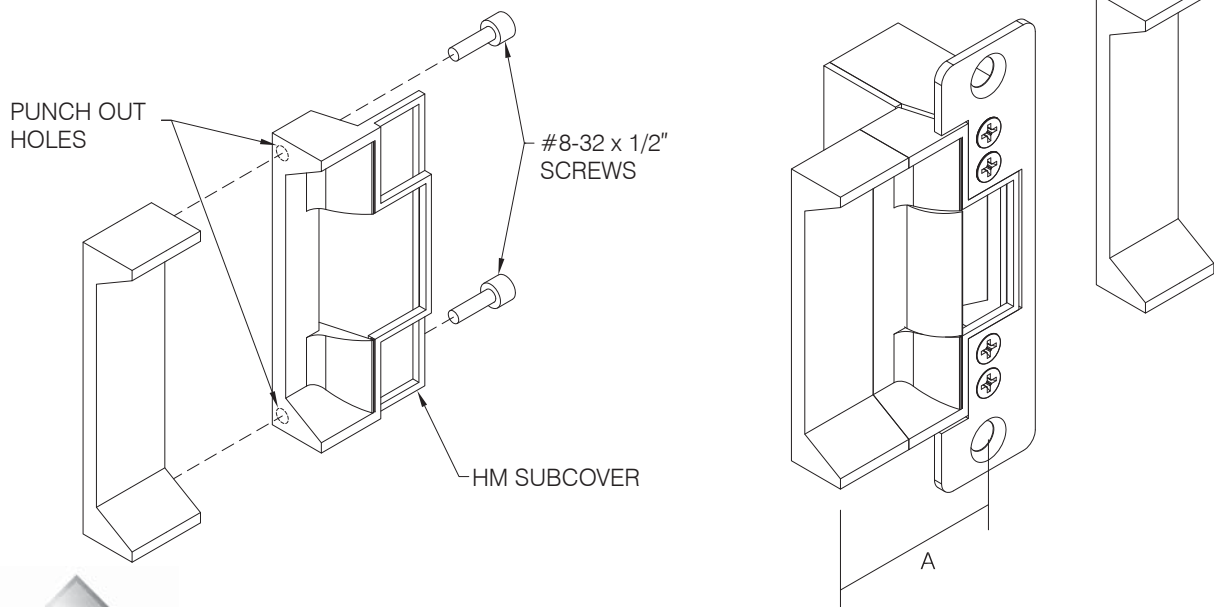
Typical Installation Detail



Installation Detail

12vDC = 260mA
24vDC = 150mA . 24VAC: 260mA

Extension Lip Mounting Installation



The Parkside Group Ltd

The Willow Centre
17 Willow Lane, Mitcham, Surrey, CR4 4NX
Tel: 020-8685 9685 Fax: 020-8646 5096
Email: axim@parksidegroup.co.uk
Web Site: www.axim.co.uk

SCALE	NTS @A4
DATE	MARCH 2018

For scaled technical or CAD drawings, please contact AXIM.